

"VACCINATIE" CIJFERS & ANALYSE

WAT IS HET WERKELIJKE DOEL?

# Cijfers & Analyse / AstraZeneca

NUMBER OF SERIOUS INJURIES AND DEATHS CAUSED BY INJECTIONS WITH EXPERIMENTAL COVID-19 GENE-THERAPY / COVID-19 VACCINE ASTRAZ+B2:C33ENECA (CHADOX1 NCOV-19) / (UPDATE 09-10-2021)														Total Deaths
Reaction Group / Age group	not specified	0-1 maand	2 maand - 2 year	3-11 year	12-17 year	18-64 year	65-85 year	85+ year	Total Serious Adverse Reactions	Total Deaths		94% UNDER REPORTING		
Blood and lymphatic system disorders	956	4	5	4	4	9490	1815	142	12.420	227	1,83%	3.783		
Cardiac disorders	1175	20	4	11	10	13311	3028	206	17.765	638	3,59%	10.633		
Congenital, familial and genetic disorders	21	4	1	0	1	128	13	1	169	7	4,14%	117		
Ear and labyrinth disorders	1025	2	4	9	3	9336	1690	33	12.102	1	0,01%	17		
Endocrine disorders	46	0	0	0	0	421	74	4	545	4	0,73%	67		
Eye disorders	1511	14	11	5	13	14013	2441	86	18.094	27	0,15%	450		
Gastrointestinal disorders	6255	58	85	70	82	80685	11656	356	99.247	294	0,30%	4.900		
General disorders and administration site conditions	16834	167	175	160	177	221992	30101	990	270.596	1.355	0,50%	22.583		
Hepatobiliary disorders	60	0	0	0	0	623	191	18	892	54	6,05%	900		
Immune system disorders	414	1	5	2	1	3261	488	18	4.190	26	0,62%	433		
Infections and infestations	2275	24	25	19	15	21224	4419	329	28.330	359	1,27%	5.983		
Injury, poisoning and procedural complications	1337	14	70	5	12	8334	1762	155	11.689	162	1,39%	2.700		
Investigations	1973	13	16	11	11	16777	3510	238	22.549	132	0,59%	2.200		
Metabolism and nutrition disorders	842	10	17	10	11	9175	1780	124	11.969	83	0,69%	1.383		
Musculoskeletal and connective tissue disorders	9665	96	85	81	87	128881	14694	320	153.909	82	0,05%	1.367		
Neoplasms benign, malignant and unspecified (incl cysts and polyps)	69	0	0	0	0	346	128	11	554	18	3,25%	300		
Nervous system disorders	13824	145	140	131	150	173401	24388	771	212.950	884	0,42%	14.733		
Pregnancy, puerperium and perinatal conditions	64	2	0	0	0	402	15	0	483	10	2,07%	167		
Product issues	28	0	0	0	0	115	28	3	174	1	0,57%	17		
Psychiatric disorders	1643	10	27	17	10	14682	2554	210	19.153	56	0,29%	933		
Renal and urinary disorders	278	2	2	2	0	2766	726	72	3.848	53	1,38%	883		
Reproductive system and breast disorders	1894	5	7	6	4	11872	292	12	14.092	2	0,01%	33		
Respiratory, thoracic and mediastinal disorders	2699	15	28	16	19	26910	6093	467	36.247	673	1,86%	11.217		
Skin and subcutaneous tissue disorders	3605	28	43	27	26	36869	6345	202	47.145	42	0,09%	700		
Social circumstances	149	0	1	0	0	1083	115	13	1.361	6	0,44%	100		
Surgical and medical procedures	169	1	1	1	2	793	256	17	1.240	24	1,94%	400		
Vascular disorders	1932	20	12	9	8	17524	5514	400	25.419	410	1,61%	6.833		
<b>Total</b>	<b>70.743</b>	<b>655</b>	<b>764</b>	<b>596</b>	<b>646</b>	<b>824.414</b>	<b>124.116</b>	<b>5.198</b>	<b>1.027.132</b>	<b>5.630</b>		<b>93.833</b>	<b>1,4%</b>	
Individual Cases	28532	229	297	245	223	304036	54108	2449	390.119			6.501.983		
						Adverse Reactions per Case			2,6					
						LAST WEEK			1.018.377	5.553				
						ABSOLUTE THIS WEEK			8.755	77		1.283		



# Cijfers & Analyse / Pfizer

NUMBER OF SERIOUS INJURIES AND DEATHS CAUSED BY INJECTIONS WITH EXPERIMENTAL COVID-19 GENE-THERAPY / COVID-19 MRNA VACCINE PFIZER-BIONTECH TOZINAMERAN / (UPDATE 09-10-2021)											Total Deaths		
Reaction Group / Age group	not specified	0-1 maand	2 maand - 2 year	3 - 11 year	12 - 17 year	18 - 64 year	65 - 85 year	85+ year	Total Serious Adverse Reactions	Total Deaths	94% UNDER REPORTING		
	Blood and lymphatic system disorders	1631	9	10	5	412	25906	2131	350	30.454	177	0,58%	2.950
Cardiac disorders	1759	4	3	3	836	22351	5442	1626	32.024	1.894	5,91%	31.567	
Congenital familial and genetic disorders	61	3	2	0	4	172	46	8	296	24	8,11%	400	
Ear and labyrinth disorders	836	1	1	1	157	11771	2345	236	15.348	10	0,07%	167	
Endocrine disorders	74	0	0	0	5	726	123	15	943	5	0,53%	83	
Eye disorders	1073	5	6	2	286	12831	2844	398	17.445	30	0,17%	500	
Gastrointestinal disorders	4741	31	70	19	1541	76916	11790	2386	97.494	528	0,54%	8.800	
General disorders and administration site conditions	16485	77	146	50	3574	225963	36237	8650	291.182	3.649	1,25%	60.817	
Hepatobiliary disorders	60	0	0	0	22	710	380	99	1.271	63	4,96%	1.050	
Immune system disorders	831	1	4	1	186	8777	1364	252	11.416	66	0,58%	1.100	
Infections and infestations	4744	7	24	4	512	24152	8302	2630	40.375	1.269	3,14%	21.150	
Injury poisoning and procedural complications	1635	33	162	36	194	10003	2327	566	14.956	201	1,34%	3.350	
Investigations	1819	9	13	1	485	19288	5268	1475	28.358	404	1,42%	6.733	
Metabolism and nutrition disorders	450	5	23	2	119	4836	1832	667	7.934	231	2,91%	3.850	
Musculoskeletal and connective tissue disorders	7370	35	21	9	1323	118624	16133	1853	145.368	159	0,11%	2.650	
Neoplasms benign malignant and unspecified (incl cysts and polyps)	153	0	0	0	10	420	270	69	922	91	9,87%	1.517	
Nervous system disorders	10665	57	57	23	2981	154189	23361	4233	195.566	1.394	0,71%	23.233	
Pregnancy puerperium and perinatal conditions	214	12	3	0	1	1258	6	1	1.495	44	2,94%	733	
Product issues	26	0	0	0	4	118	22	7	177	1	0,56%	17	
Psychiatric disorders	1439	8	39	2	211	15076	3010	915	20.700	164	0,79%	2.733	
Renal and urinary disorders	290	1	0	1	70	2173	1002	336	3.873	209	5,40%	3.483	
Reproductive system and breast disorders	2403	3	5	1	742	26635	379	42	30.210	4	0,01%	67	
Respiratory thoracic and mediastinal disorders	2637	15	29	8	730	34884	8319	2333	48.955	1.504	3,07%	25.067	
Skin and subcutaneous tissue disorders	2967	16	30	13	917	39801	8247	1551	53.542	116	0,22%	1.933	
Social circumstances	199	0	0	0	33	1602	308	67	2.209	17	0,77%	283	
Surgical and medical procedures	138	1	1	0	8	927	198	45	1.318	36	2,73%	600	
Vascular disorders	1654	7	5	3	332	19659	6910	1671	30.241	545	1,80%	9.083	
<b>Total</b>	<b>66.354</b>	<b>340</b>	<b>654</b>	<b>184</b>	<b>15.695</b>	<b>859.768</b>	<b>148.596</b>	<b>32.481</b>	<b>1.124.072</b>	<b>12.835</b>		<b>213.917</b>	<b>2,6%</b>
<b>Individual Cases</b>	29974	153	276	94	7536	359342	71296	17152	485.823			<b>8.097.050</b>	
						Adverse Reactions per Case			2,3				
						LAST WEEK			1.092.065	12.545			
						ABSOLUTE THIS WEEK			32.007	290		<b>4.833</b>	

# Cijfers & Analyse / Moderna

NUMBER OF SERIOUS INJURIES AND DEATHS CAUSED BY INJECTIONS WITH EXPERIMENTAL COVID-19 GENE-THERAPY / COVID-19 MRNA VACCINE MODERNA (CX-024414) / (UPDATE 09-10-2021)											Total Deaths		
Reaction Group / Age group	not specified	0-1 maand	2 maand - 2 year	3 - 11 year	12 - 17 year	18 - 64 year	65 - 85 year	85+ year	Total Serious Adverse Reactions	Total Deaths	94% UNDER REPORTING		
Blood and lymphatic system disorders	199	1	0	1	37	5456	759	92	6.545	69	1,05%	1.150	
Cardiac disorders	261	0	0	2	43	6991	2452	404	10.153	787	7,75%	13.117	
Congenital, familial and genetic disorders	10	2	2	0	0	79	34	3	130	3	2,31%	50	
Ear and labyrinth disorders	141	0	0	1	11	3197	683	49	4.082	1	0,02%	17	
Endocrine disorders	10	0	0	0	0	216	47	6	279	3	1,08%	50	
Eye disorders	163	2	0	0	20	3653	1019	92	4.949	22	0,44%	367	
Gastrointestinal disorders	926	8	24	1	94	22631	3761	511	27.956	286	1,02%	4.767	
General disorders and administration site conditions	2735	22	32	8	359	69456	13586	2200	88.398	2.715	3,07%	45.250	
Hepatobiliary disorders	16	0	0	0	3	324	172	25	540	30	5,56%	500	
Immune system disorders	125	0	1	0	12	2268	391	20	2.817	11	0,39%	183	
Infections and infestations	458	2	3	0	26	6255	3274	692	10.710	562	5,25%	9.367	
Injury, poisoning and procedural complications	450	8	46	5	81	4568	1666	324	7.148	134	1,87%	2.233	
Investigations	176	1	0	0	14	4567	1236	191	6.185	130	2,10%	2.167	
Metabolism and nutrition disorders	101	1	7	0	12	1812	995	230	3.158	170	5,38%	2.833	
Musculoskeletal and connective tissue disorders	1378	7	5	2	90	34385	4479	390	40.736	149	0,37%	2.483	
Neoplasms benign, malignant and unspecified (incl cysts and polyps)	40	0	0	0	0	178	169	20	407	48	11,79%	800	
Nervous system disorders	1876	14	10	5	215	45741	7918	1089	56.868	735	1,29%	12.250	
Pregnancy, puerperium and perinatal conditions	43	3	1	0	1	580	1	0	629	8	1,27%	133	
Product issues	11	0	0	0	1	35	15	3	65	2	3,08%	33	
Psychiatric disorders	209	0	4	1	11	4185	1433	288	6.131	129	2,10%	2.150	
Renal and urinary disorders	36	0	0	0	3	1004	715	140	1.898	131	6,90%	2.183	
Reproductive system and breast disorders	311	0	0	0	25	5182	115	11	5.644	6	0,11%	100	
Respiratory, thoracic and mediastinal disorders	417	3	8	1	48	9610	3739	636	14.462	743	5,14%	12.383	
Skin and subcutaneous tissue disorders	626	4	7	2	92	13577	3064	315	17.687	65	0,37%	1.083	
Social circumstances	39	0	0	0	2	1036	340	63	1.480	28	1,89%	467	
Surgical and medical procedures	67	0	0	0	6	634	364	60	1.131	74	6,54%	1.233	
Vascular disorders	264	2	1	1	17	5556	2228	337	8.406	279	3,32%	4.650	
<b>Total</b>	<b>11.088</b>	<b>80</b>	<b>151</b>	<b>30</b>	<b>1.223</b>	<b>253.176</b>	<b>54.655</b>	<b>8.191</b>	<b>328.594</b>	<b>7.320</b>		<b>122.000</b>	<b>5,5%</b>
<b>Individual Cases</b>	4733	35	70	12	608	100079	22860	3725	132.122			<b>2.202.033</b>	
						Adverse Reactions per Case			2,5				
						LAST WEEK			317.996	7.051			
						ABSOLUTE THIS WEEK			10.598	269		<b>4.483</b>	

# Cijfers & Analyse / Janssen

NUMBER OF SERIOUS INJURIES AND DEATHS CAUSED BY INJECTIONS WITH EXPERIMENTAL COVID-19 GENE-THERAPY / COVID-19 VACCINE JANSSEN (AD26.COV2.S) / (UPDATE 09-10-2021)													Total Deaths
Reaction Group / Age group	not specified	0-1 maand	2 maand - 2 year	3 - 11 year	12 - 17 year	18 - 64 year	65 - 85 year	85+ year	Total Serious Adverse Reactions	Total Deaths		94% UNDER REPORTING	Total Deaths
Blood and lymphatic system disorders	41	0	0	0	1	657	76	11	786	36	4,58%		600
Cardiac disorders	77	0	0	0	1	1111	205	34	1.428	137	9,59%		2.283
Congenital, familial and genetic disorders	2	1	0	0	0	23	4	0	30	-	0,00%		-
Ear and labyrinth disorders	77	0	0	0	2	664	56	6	805	1	0,12%		17
Endocrine disorders	3	0	0	0	0	45	4	0	52	1	1,92%		17
Eye disorders	96	0	0	0	1	925	110	8	1.140	6	0,53%		100
Gastrointestinal disorders	389	0	2	0	7	6690	307	28	7.423	66	0,89%		1.100
General disorders and administration site conditions	1882	1	2	2	33	18897	1039	109	21.965	381	1,73%		6.350
Hepatobiliary disorders	6	0	0	0	0	79	17	2	104	9	8,65%		150
Immune system disorders	32	0	0	0	0	296	18	1	347	7	2,02%		117
Infections and infestations	295	0	1	0	5	1953	268	42	2.564	102	3,98%		1.700
Injury, poisoning and procedural complications	92	1	4	0	21	539	110	24	791	16	2,02%		267
Investigations	175	0	0	0	2	3406	583	57	4.223	88	2,08%		1.467
Metabolism and nutrition disorders	35	0	0	0	0	370	78	19	502	34	6,77%		567
Musculoskeletal and connective tissue disorders	799	0	0	1	15	11535	398	29	12.777	34	0,27%		567
Neoplasms benign, malignant and unspecified (incl cysts and polyps)	2	0	0	0	0	31	7	1	41	2	4,88%		33
Nervous system disorders	1094	2	1	2	24	15023	782	71	16.999	160	0,94%		2.667
Pregnancy, puerperium and perinatal conditions	8	0	0	0	0	23	0	0	31	1	3,23%		17
Product issues	4	0	0	0	0	13	4	0	21	-	0,00%		-
Psychiatric disorders	131	0	0	0	0	890	107	15	1.143	13	1,14%		217
Renal and urinary disorders	22	0	0	0	0	238	53	12	325	16	4,92%		267
Reproductive system and breast disorders	89	0	0	0	0	1244	21	2	1.356	5	0,37%		83
Respiratory, thoracic and mediastinal disorders	239	0	1	0	3	2226	462	54	2.985	167	5,59%		2.783
Skin and subcutaneous tissue disorders	233	1	0	1	3	2122	188	17	2.565	5	0,19%		83
Social circumstances	24	0	0	0	1	200	30	3	258	4	1,55%		67
Surgical and medical procedures	11	0	0	0	0	427	144	24	606	45	7,43%		750
Vascular disorders	211	1	0	0	3	1999	434	55	2.703	121	4,48%		2.017
<b>Total</b>	<b>6.069</b>	<b>7</b>	<b>11</b>	<b>6</b>	<b>122</b>	<b>71.626</b>	<b>5.505</b>	<b>624</b>	<b>83.970</b>	<b>1.457</b>		<b>24.283</b>	<b>4,7%</b>
<b>Individual Cases</b>	2698	3	4	3	50	25649	2086	219	30.712			<b>511.867</b>	
						Adverse Reactions per Case			2,7				
						LAST WEEK			81.634	1.374			
						ABSOLUTE THIS WEEK			2.336	83		<b>1.383</b>	



# Cijfers & Analyse / Totaal aantal bijwerkingen 4 "Vaccins"

## TOTAL ADVERSE REACTIONS RELATED TO THE "VACCIN"-INJECTIONS (update 09-10.21)

ADVERSE REACTIONS GROUPS	COVID-19 VACCINE ASTRAZ+B2:C33ENECA (CHADOX1 NCOV-19)		COVID-19 MRNA VACCINE PFIZER-BIONTECH TOZINAMERAN		COVID-19 MRNA VACCINE MODERNA (CX-024414)		COVID-19 VACCINE JANSSEN (AD26.COV2.S)		TOTAL ADVERSE REACTIONS	94% UNDER REPORTING
Blood and lymphatic system disorders	12420		30454		6545		786		50.205	
Cardiac disorders	17765		32024		10153		1428		61.370	
Congenital, familial and genetic disorders	169		296		130		30		625	
Ear and labyrinth disorders	12102		15348		4082		805		32.337	
Endocrine disorders	545		943		279		52		1.819	
Eye disorders	18094		17445		4949		1140		41.628	
Gastrointestinal disorders	99247		97494		27956		7423		232.120	
General disorders and administration site conditions	270596		291182		88398		21965		672.141	
Hepatobiliary disorders	892		1271		540		104		2.807	
Immune system disorders	4190		11416		2817		347		18.770	
Infections and infestations	28330		40375		10710		2564		81.979	
Injury, poisoning and procedural complications	11689		14956		7148		791		34.584	
Investigations	22549		28358		6185		4223		61.315	
Metabolism and nutrition disorders	11969		7934		3158		502		23.563	
Musculoskeletal and connective tissue disorders	153909		145368		40736		12777		352.790	
Neoplasms benign, malignant and unspecified (incl cysts and polyps)	554		922		407		41		1.924	
Nervous system disorders	212950		195566		56868		16999		482.383	
Pregnancy, puerperium and perinatal conditions	483		1495		629		31		2.638	
Product issues	174		177		65		21		437	
Psychiatric disorders	19153		20700		6131		1143		47.127	
Renal and urinary disorders	3848		3873		1898		325		9.944	
Reproductive system and breast disorders	14092		30210		5644		1356		51.302	
Respiratory, thoracic and mediastinal disorders	36247		48955		14462		2985		102.649	
Skin and subcutaneous tissue disorders	47145		53542		17687		2565		120.939	
Social circumstances	1361		2209		1480		258		5.308	
Surgical and medical procedures	1240		1318		1131		606		4.295	
Vascular disorders	25419		30241		8406		2703		66.769	
<b>TOTALS</b>	<b>1.027.132</b>	<b>-</b>	<b>1.124.072</b>	<b>-</b>	<b>328.594</b>	<b>-</b>	<b>83.970</b>	<b>-</b>	<b>2.563.768</b>	<b>42.729.467</b>
Individual Cases	390119		485823		132122		30712		1.038.776	17.312.933
							LAST WEEK		2.510.072	
							ABSOLUTE THIS WEEK		53.696	894.933
							TOTAL NEGATIVE CORRECTED THIS WEEK		-	

# Cijfers & Analyse / Totaal aantal doden door 4 "Vaccins"

## TOTAL DEATHS RELATED TO THE "VACCIN"-INJECTIONS (update 09-10.21)

ADVERSE REACTIONS GROUPS	COVID-19 VACCINE ASTRAZ+B2:C33ENECA (CHADOX1 NCOV-19)		COVID-19 MRNA VACCINE PFIZER-BIONTECH TOZINAMERAN		COVID-19 MRNA VACCINE MODERNA (CX-024414)		COVID-19 VACCINE JANSSEN (AD26.COV2.S)		TOTAL FATALITIES	94% UNDER REPORTING	
Blood and lymphatic system disorders	227	-3	177		69		36		509		
Cardiac disorders	638		1894		787		137		3.456		
Congenital, familial and genetic disorders	7		24		3		0		34		
Ear and labyrinth disorders	1		10		1		1		13		
Endocrine disorders	4		5		3		1		13		
Eye disorders	27		30		22		6		85		
Gastrointestinal disorders	294		528		286		66		1.174		
General disorders and administration site conditions	1355		3649		2715		381		8.100		
Hepatobiliary disorders	54		63		30		9		156		
Immune system disorders	26		66		11		7		110		
Infections and infestations	359		1269		562		102		2.292		
Injury, poisoning and procedural complications	162		201		134		16	-1	513		
Investigations	132		404		130		88		754		
Metabolism and nutrition disorders	83		231		170		34		518		
Musculoskeletal and connective tissue disorders	82		159		149		34		424		
Neoplasms benign, malignant and unspecified (incl cysts and polyps)	18		91		48		2		159		
Nervous system disorders	884		1394		735		160		3.173		
Pregnancy, puerperium and perinatal conditions	10		44		8	-1	1		63		
Product issues	1		1		2		0		4		
Psychiatric disorders	56		164		129		13		362		
Renal and urinary disorders	53		209		131		16		409		
Reproductive system and breast disorders	2		4		6		5		17		
Respiratory, thoracic and mediastinal disorders	673		1504		743		167		3.087		
Skin and subcutaneous tissue disorders	42		116		65		5		228		
Social circumstances	6		17		28		4		55		
Surgical and medical procedures	24		36		74		45		179		
Vascular disorders	410		545		279		121		1.355		
<b>TOTALS</b>	<b>5.630</b>	<b>-3</b>	<b>12.835</b>	<b>-</b>	<b>7.320</b>	<b>-1</b>	<b>1.457</b>	<b>-1</b>	<b>27.242</b>	<b>454.033</b>	<b>2,6%</b>
Individual Cases	390119		485823		132122		30712		1038776	17.312.933	
							LAST WEEK		26.523		
							ABSOLUTE THIS WEEK		719	11.983	
							TOTAL NEGATIVE CORRECTED THIS WEEK		-5		

# Cijfers & Analyse / Één op 625 vaccinaties eindigt in overlijden!!

Country EU	Percentage Adv.Reactions Reported	Percentage of EU-population	Percentage fully vaccinated	Number of individuals fully vaccinated	Population
Netherlands	23,2%	3,9%	66,9%	11.605.975	17.337.403
France	15,0%	15,1%	66,0%	44.927.078	68.084.217
Italy	14,9%	13,9%	66,6%	41.577.321	62.390.364
Germany	12,7%	17,8%	67,9%	54.234.240	79.903.481
Spain	6,9%	10,5%	77,9%	36.802.767	47.260.584
Austria	6,2%	2,0%	61,6%	5.473.580	8.884.864
Denmark	2,8%	1,3%	74,4%	4.383.736	5.894.687
Portugal	2,7%	2,3%	85,1%	8.729.560	10.263.850
Sweden	2,3%	2,3%	65,5%	6.721.017	10.261.767
Belgium	2,1%	2,6%	71,7%	8.451.042	11.778.842
Czech Republic	1,7%	2,4%	56,1%	5.998.857	10.702.596
Ireland	1,4%	1,2%	70,8%	3.697.101	5.224.884
Poland	1,1%	8,5%	51,0%	19.489.903	38.185.913
Greece	0,9%	2,3%	58,1%	6.140.637	10.569.703
Lithuania	0,8%	0,6%	60,3%	1.634.110	2.711.566
Estonia	0,7%	0,3%	50,9%	621.006	1.220.042
Finland	0,7%	1,2%	64,2%	3.587.383	5.587.442
Croatia	0,7%	0,9%	40,8%	1.718.074	4.208.973
Romania	0,7%	4,7%	25,8%	5.485.298	21.230.362
Hungary	0,6%	2,2%	58,1%	5.651.539	9.728.337
Bulgaria	0,5%	1,5%	19,3%	1.337.228	6.919.180
Latvia	0,4%	0,4%	47,6%	887.271	1.862.687
Luxembourg	0,3%	0,1%	62,5%	399.522	639.589
Slovakia	0,3%	1,2%	41,7%	2.267.930	5.436.066
Cyprus	0,1%	0,3%	43,7%	560.123	1.281.506
Slovenia	0,1%	0,5%	49,5%	1.040.904	2.102.106
Malta	0,1%	0,1%	91,2%	420.429	460.891
<b>Total</b>	<b>100,0%</b>	<b>100,0%</b>		<b>283.843.631</b>	<b>450.131.902</b>
				<b>63,1%</b>	
<b>Totaal aantal doden werkelijk door 94% onderrapportage</b>				<b>454.033</b>	
<b>OVERLIJDENS ÉÉN OP</b>				<b>625</b>	



# Cijfers & Analyse / Rapporten / Bewijs

## *Grant Final Report*

Grant ID: R18 HS 017045

## Electronic Support for Public Health–Vaccine Adverse Event Reporting System (ESP:VAERS)

FULL TEXT LINKS



Review [Drug Saf.](#) 2006;29(5):385-96. doi: 10.2165/00002018-200629050-00003.

## Under-reporting of adverse drug reactions : a systematic review

Lorna Hazell <sup>1</sup>, Saad A W Shakir

Affiliations

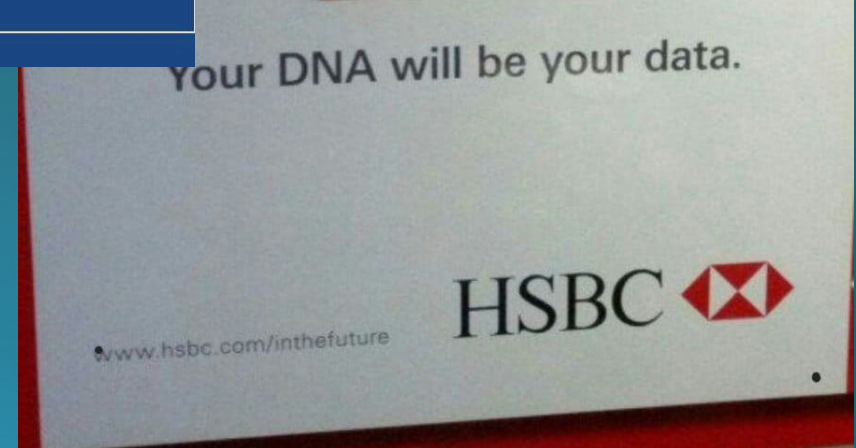

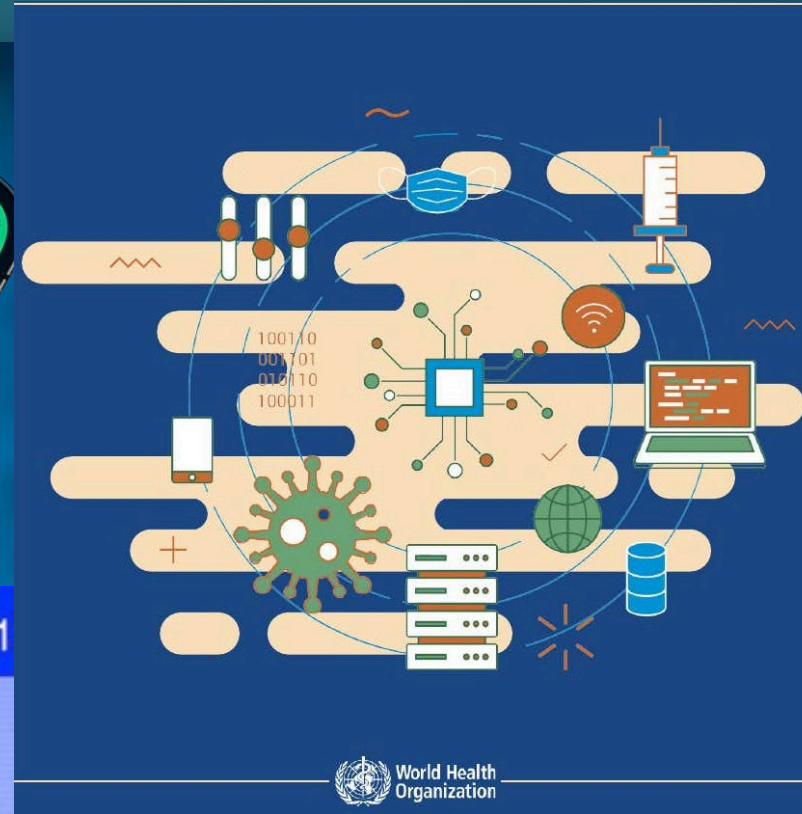
PMID: [16689555](#) DOI: [10.2165/00002018-200629050-00003](#)

Adverse events from drugs and vaccines are common, but underreported. Although 25% of ambulatory patients experience an adverse drug event, less than 0.3% of all adverse drug events and 1-13% of serious events are reported to the Food and Drug Administration (FDA).

Likewise, fewer than 1% of vaccine adverse events are reported. Low reporting rates preclude or slow the identification of “problem” drugs and vaccines that endanger public health. New

local, regional or national spontaneous reporting systems. The median under-reporting rate was calculated across all studies and within subcategories of studies using different methods or settings. In total, 37 studies using a wide variety of surveillance methods were identified from 12 countries. These generated 43 numerical estimates of under-reporting. The median under-reporting rate across the 37 studies was 94% (interquartile range 82-98%). There was no significant difference in the median under-reporting rates calculated for general practice and hospital-based studies. Five of the

# Waarom moet ineens iedereen digitaal traceerbaar zijn?





# Waarom moet ineens iedereen digitaal traceerbaar zijn?



**Tweede Kamer**  
DER STATEN-GENERAAL

Commissie BIZA

10 juni 2021

## Lijst van nieuwe EU-voorstellen

De Europese Commissie heeft in de periode tussen **8 mei en 3 juni 2021** de volgende voor deze vaste commissie relevante voorstellen voor Europese wetgeving, besluiten en andere beleidsvormende documenten aan de Tweede Kamer gestuurd<sup>1</sup>:

### **I. Nieuw voorgestelde EU-wetgeving** (Verordeningen, richtlijnen en wetgevende besluiten)

1.	Titel	Proposal for a REGULATION OF THE EUROPEAN PARLIAMENT AND OF THE COUNCIL amending Regulation (EU) No 910/2014 as <b>regards establishing a framework for a European Digital Identity (eDIAS II-verordening)</b> ( <a href="#">COM(2021)281</a> )
	Voorstel	BNC-fiche afwachten en dat agenderen voor het nog in te plannen commissiedebat over e-ID.
	Noot	<b>De Commissie stelt een kader voor een Europese digitale identiteit (digitale portemonnee) voor waarin de nationale digitale identiteit van een burger wordt gekoppeld aan documenten als een paspoort, rijbewijs, diploma's, huwelijksakte, bankrekening of andere documenten.</b> Het doel is dat EU-landen elkaars nationale digitale identiteiten wederzijds erkennen. Het systeem kan vrijwillig worden gebruikt door burgers. Ook houden burgers zelf zeggenschap over welke aspecten van hun identiteit, data en certificaten zij met derden



# WELKE AGENDA ZIT HIER ACHTER?

(12) INTERNATIONAL APPLICATION PUBLISHED UNDER THE PATENT COOPERATION TREATY (PCT)

(19) World Intellectual Property  
Organization  
International Bureau



(10) International Publication Number  
**WO 2020/060606 A1**

(43) International Publication Date  
26 March 2020 (26.03.2020)

(51) International Patent Classification:

G06Q 20/06 (2012.01) G06Q 30/02 (2012.01)  
G06Q 20/32 (2012.01) G06N3/08 (2006.01)  
H04L 9/32 (2006.01)

(21) International Application Number:

PCT/US20 19/038084

(22) International Filing Date:

20 June 2019 (20.06.2019)

(25) Filing Language:

English

(26) Publication Language:

English

(30) Priority Data:

16/138,5 18 21 September 2018 (21.09.2018) US

(71) Applicant: **MICROSOFT TECHNOLOGY** LICENSING, LLC [US/US]; One Microsoft Way, Redmond, Washington 98052-6399 (US).

(72) Inventors: ABRAMSON, Dustin; Microsoft Technology Licensing, LLC, One Microsoft Way, Redmond, Washington 98052-6399 (US). FU, Derrick; Microsoft Technology Licensing, LLC, One Microsoft Way, Redmond, Washington 98052-6399 (US). JOHNSON, Joseph Edwin, JR.; Microsoft Technology Licensing, LLC, One Microsoft Way, Redmond, Washington 98052-6399 (US).

(74) Agent: MINHAS, Sandip S. et al.; Microsoft Technology Licensing, LLC, One Microsoft Way, Redmond, Washington 98052-6399 (US).

(81) Designated States (*unless otherwise indicated, for every kind of national protection available*): AE, AG, AL, AM, AO, AT, AU, AZ, BA, BB, BG, BH, BN, BR, BW, BY, BZ, CA, CH, CL, CN, CO, CR, CU, CZ, DE, DJ, DK, DM, DO, DZ, EC, EE, EG, ES, FI, GB, GD, GE, GH, GM, GT, HN, HR, HU, ID, IL, IN, IR, IS, JO, JP, KE, KG, KH, KN, KP, KR, KW, KZ, LA, LC, LK, LR, LS, LU, LY, MA, MD, ME, MG, MK, MN, MW, MX, MY, MZ, NA, NG, NI, NO, NZ, OM, PA, PE, PG, PH, PL, PT, QA, RO, RS, RU, RW, SA,

# WELKE AGENDA ZIT HIER ACHTER?

(54) Title: CRYPTOCURRENCY SYSTEM USING BODY ACTIVITY DATA

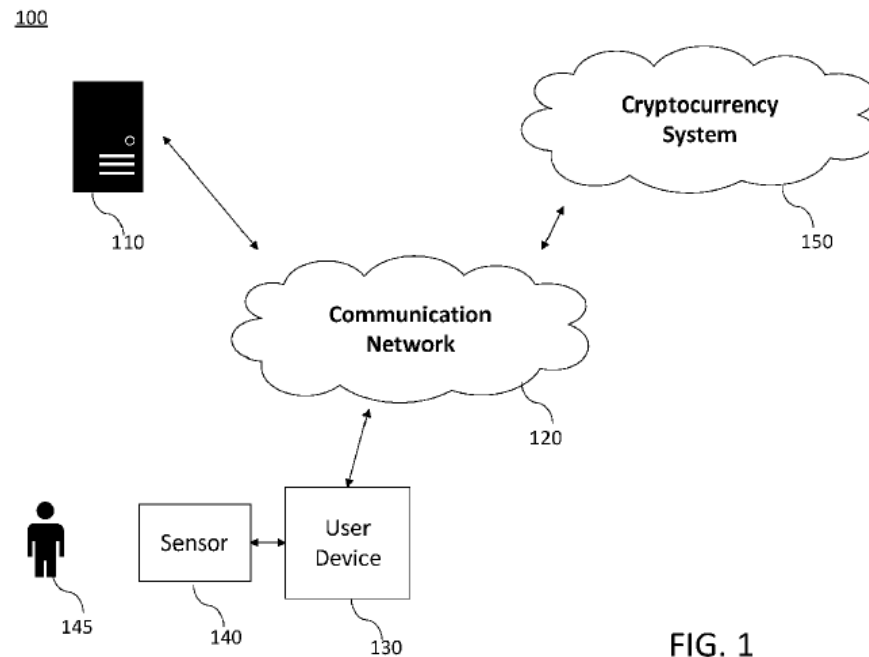


FIG. 1

(57) Abstract: Human body activity associated with a task provided to a user may be used in a mining process of a cryptocurrency system. A server may provide a task to a device of a user which is communicatively coupled to the server. A sensor communicatively coupled to or comprised in the device of the user may sense body activity of the user. Body activity data may be generated based on the sensed body activity of the user. The cryptocurrency system communicatively coupled to the device of the user may verify if the body activity data satisfies one or more conditions set by the cryptocurrency system, and award cryptocurrency to the user whose body activity data is verified.

# WELKE AGENDA ZIT HIER ACHTER?

<OC Ref/MT Ref 405046-US-NP>

300

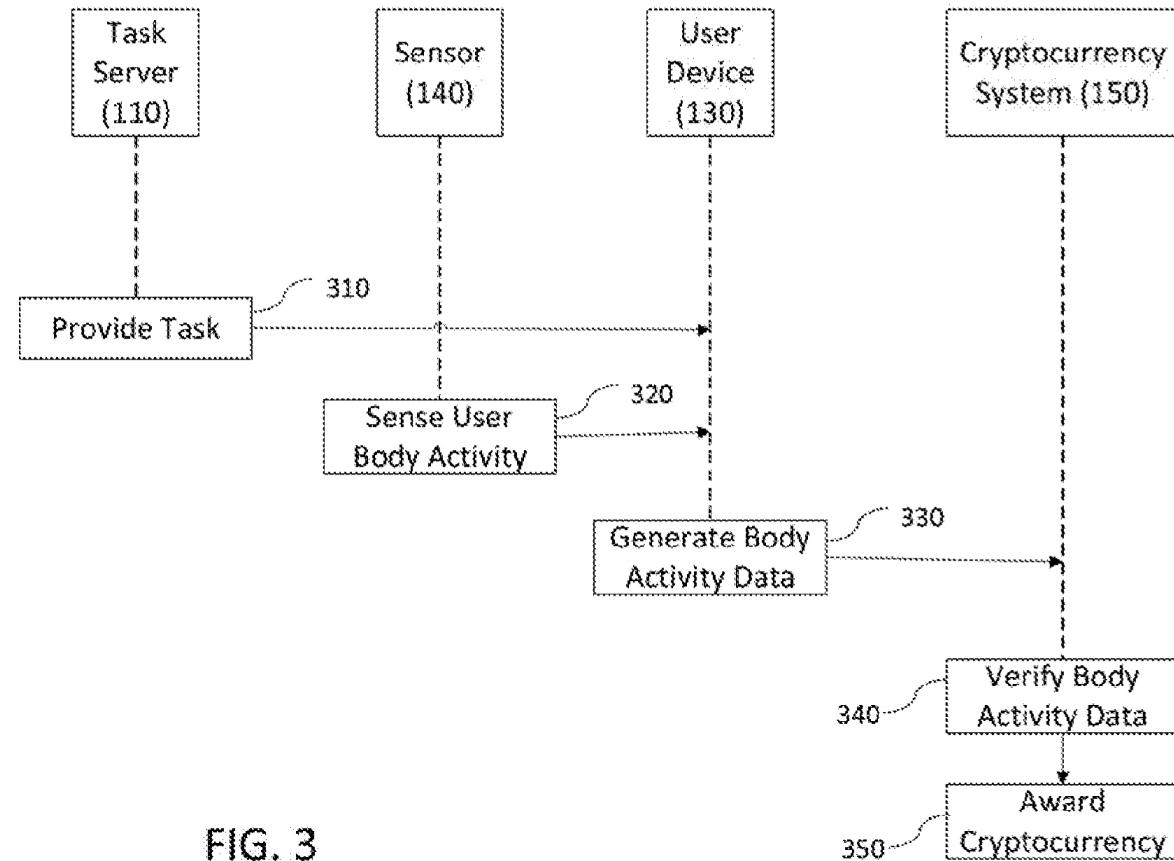


FIG. 3



# WELKE AGENDA ZIT HIER ACHTER?

## Microsoft Corporation (MSFT)

NasdaqGS - NasdaqGS Real Time Price. Currency in USD

☆ Add to watchlist

Quote Lookup

**285.36** +2.25 (+0.79%)

As of 9:35AM EDT. Market open.

Advertisement

[Summary](#) [Chart](#) [Conversations](#) [Statistics](#) [Historical Data](#) [Profile](#) [Financials](#) [Analysis](#) [Options](#) **[Holders](#)** [Sustainability](#)

**Major Holders** | [Insider Roster](#) | [Insider Transactions](#)

### Major Holders Breakdown

Currency in USD

0.08%	% of Shares Held by All Insider
71.69%	% of Shares Held by Institutions
71.75%	% of Float Held by Institutions
5,295	Number of Institutions Holding Shares

### Top Institutional Holders

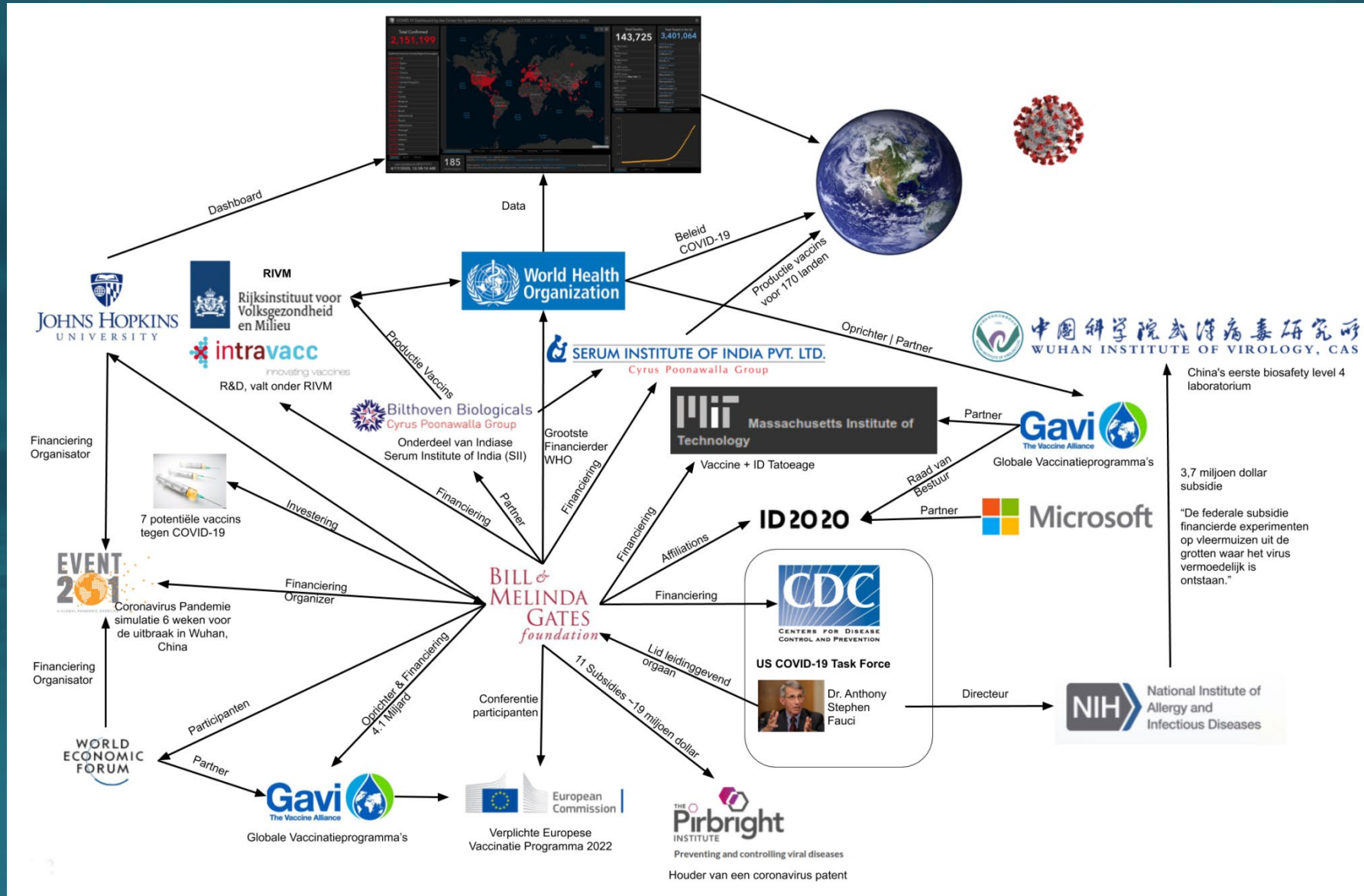
Holder	Shares	Date Reported	% Out	Value
<a href="#">Vanguard Group, Inc. (The)</a>	610,974,647	Jun 29, 2021	8.13%	165,513,031,872
<a href="#">Blackrock Inc.</a>	505,662,500	Jun 29, 2021	6.73%	136,983,971,250
<a href="#">State Street Corporation</a>	294,824,958	Jun 29, 2021	3.92%	79,868,081,122
FMR, LLC	218,007,132	Jun 29, 2021	2.90%	59,058,132,058

yahoo finance  
Stay ahead of the market  
Try it free\*

### People Also Watch

Symbol	Last Price	Change	% Change
<b>AAPL</b> Apple Inc.	140.08	+0.94	+0.68%
<b>AMZN</b> Amazon.com, Inc.	3,218.00	+28.22	+0.88%

# WELKE AGENDA ZIT HIER ACHTER?



# WELKE AGENDA ZIT HIER ACHTER?

Digital ID

Alliance

Programs

ID2020

Certification

About

Get Involved

## We need to get digital ID right

Identity is vital for political, economic, and social opportunity. But systems of identification are archaic, insecure, lack adequate privacy protection, and for over a billion people, inaccessible. Digital identity is being defined now — and we need to get it right.

[Discover the Alliance](#)





# WELKE AGENDA ZIT HIER ACHTER?



Closing the identity gap is an enormous challenge. It will take the work of many committed people and organizations coming together across different geographies, sectors and technologies. But it's exciting to imagine a world where safe and secure digital identities are possible, providing everyone with an essential building block to every right and opportunity they deserve.

**Peggy Johnson**  
Executive VP, Business Development, Microsoft Corporation



Stories from the  
**ID2020 Alliance**

[Read All News & Events](#)

# WELKE AGENDA ZIT HIER ACHTER?



# WELKE AGENDA ZIT HIER ACHTER?

## Accenture plc (CSA.F)

Frankfurt - Frankfurt Delayed Price. Currency in EUR

[Add to watchlist](#)

Quote Lookup

**275.70** **+3.00 (+1.10%)**

As of 2:55PM CEST. Market open.

Advertisement

[Summary](#) [Chart](#) [Conversations](#) [Statistics](#) [Historical Data](#) [Profile](#) [Financials](#) [Analysis](#) [Options](#) **[Holders](#)** [Sustainability](#)

**Major Holders** | [Insider Roster](#) | [Insider Transactions](#)

### Major Holders Breakdown

Currency in EUR

0.12%	% of Shares Held by All Insider
72.67%	% of Shares Held by Institutions
72.76%	% of Float Held by Institutions
2,560	Number of Institutions Holding Shares

### Top Institutional Holders

Holder	Shares	Date Reported	% Out	Value
<a href="#">Vanguard Group, Inc. (The)</a>	54,883,338	Jun 30, 2021	8.24%	13,649,486,160
<a href="#">Blackrock Inc.</a>	46,031,720	Jun 30, 2021	6.91%	11,448,088,764
<a href="#">State Street Corporation</a>	25,327,745	Jun 30, 2021	3.80%	6,299,010,181
Massachusetts Financial Services Co.	20,122,815	Jun 30, 2021	3.02%	5,004,544,090
FMR, LLC	12,279,859	Jun 30, 2021	1.84%	3,054,000,933
Capital Research Global Investors	10,376,340	Jun 30, 2021	1.56%	2,580,595,758



### People Also Watch

Symbol	Last Price	Change	% Change
<b>ADB.F</b> Adobe Inc.	484.00	+8.00	+1.68%
<b>AMZ.F</b> Amazon.com, Inc.	2,761.00	+16.50	+0.60%
<b>FOO.F</b> salesforce.com, inc.	234.15	+4.50	+1.96%
<b>TSFA.F</b>	95.20	+1.60	+1.71%



# WELKE AGENDA ZIT HIER ACHTER?



IT'S ALL ABOUT CONTROL !!



IT'S ALL ABOUT CONTROL !! / World Economic Forum

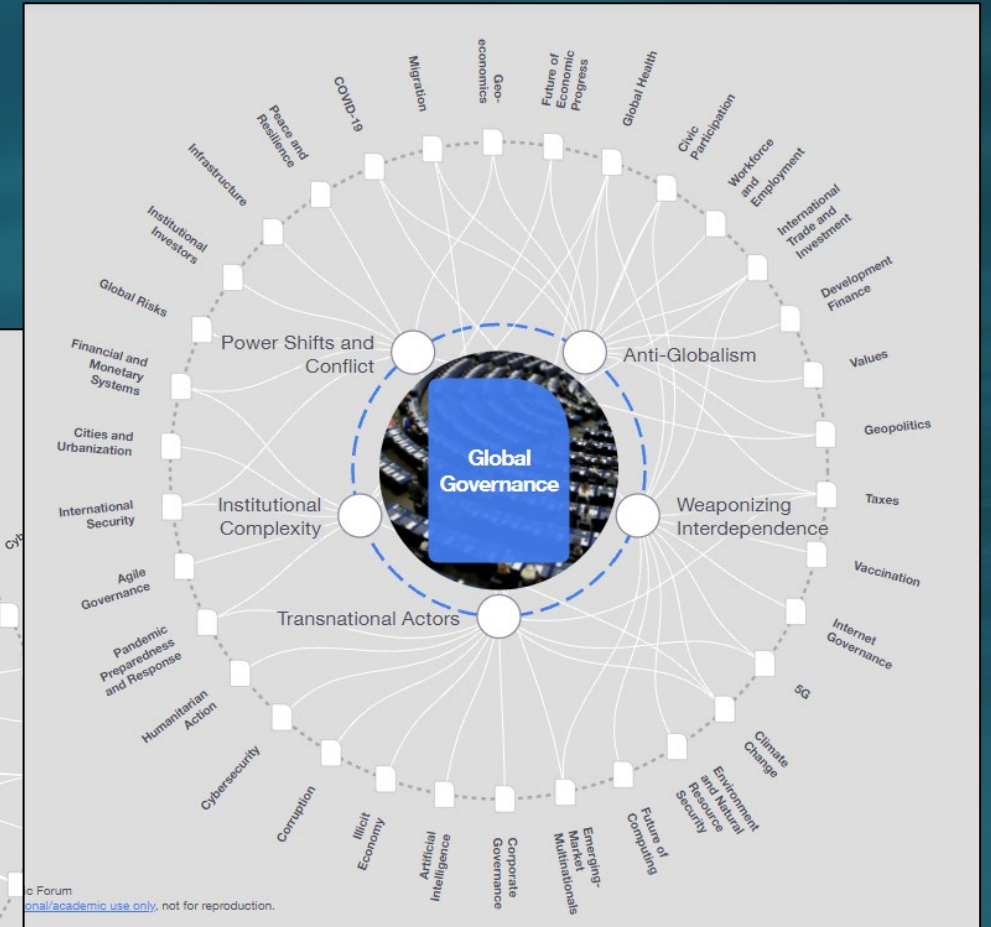
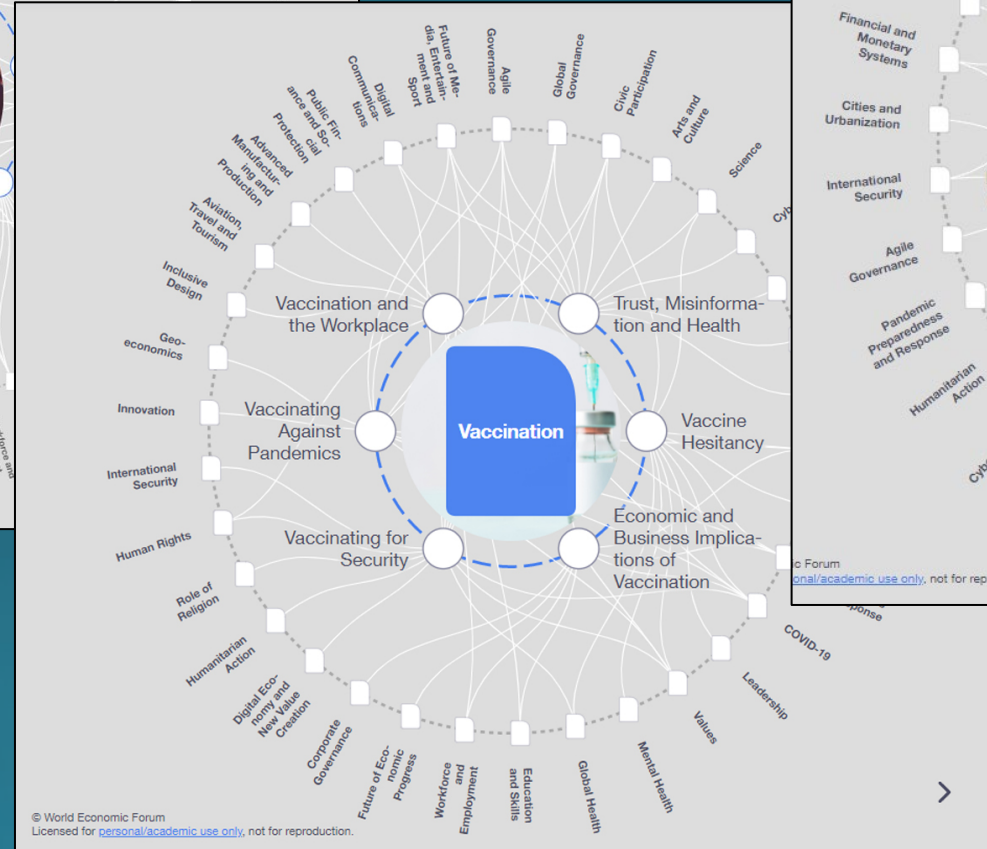
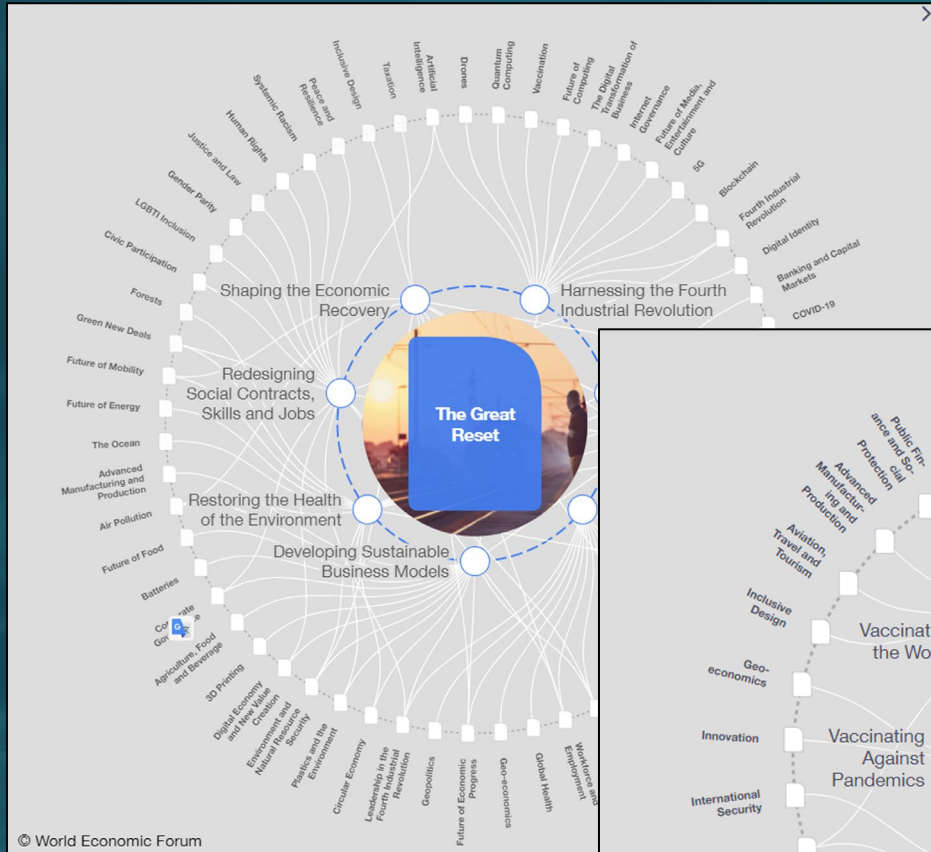
COVID-19:  
THE GREAT  
**RESET**

KLAUS SCHWAB  
THIERRY MALLERET

FORUM PUBLISHING



# IT'S ALL ABOUT CONTROL !! / World Economic Forum



**IT'S ALL ABOUT CONTROL !!**



Wat voor Wereld wil JIJ voor onze kinderen?

